


GORE® HDMI Cables (1.4 Cat2 / 2.0)



Gore’s cable bundles support standard protocols at 4K (2160p) video resolution for a richer viewing experience on aircraft and combat vehicle displays. They provide outstanding signals for high-speed data and video transmission up to 18 Gb/s over the application lifetime (Table 1). Military operators and commercial flight crews can view critical information and passengers can watch in-flight entertainment on crystal clear, high-definition displays.

Also, Gore’s low-weight construction enables a smaller cable diameter that increases flexibility with a tighter bend radius for less complicated routing in tiny spaces of aircraft and vehicles (Figure 1).

Typical Applications

- Consoles
- Electronic flight bag (EFB)
- Flight management systems
- Glass displays
- HD streaming video systems
- In-flight entertainment (IFE) systems
- Mission systems
- Portable electronic devices
- Sensor/processor connectivity
- Weather mapping

Standards Compliance

- ABD0031 (AIM 2.0005); BSS7230; FAR Part 25, Appendix F, Part I: Flammability
- ABD0031 (AIM 3.0005); BSS7239: Toxicity
- ABD0031 (AIM 3.0008B); BSS7238; FAR Part 25, Appendix F, Part V: Smoke Density
- ANSI/NEMA WC 27500: Environmental Testing, Jacket and Marking
- SAE AS4373™: Test Methods for Insulated Electric Wire (Contact Gore for available data)

Table 1: Cable Properties

Electrical

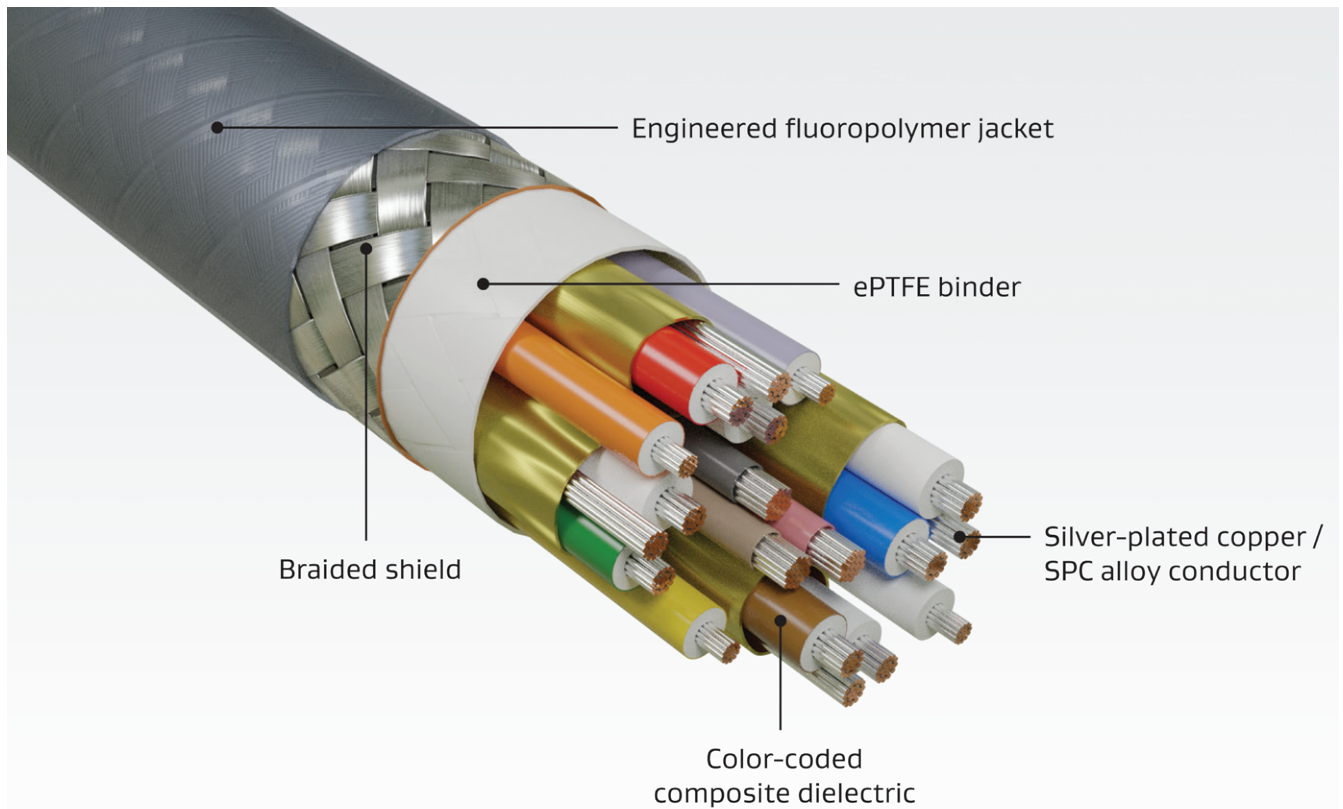
Property	Value
Signal Transmission Speed Gb/s	Up to 18
Standard Impedance Ohms	100 ± 10
Typical Operating Voltage V	< 15
Nominal Velocity of Propagation %	80
Nominal Time Delay ns/m (ns/ft)	4.10 (1.25)
Capacitance pF/m (pF/ft)	230.0 (70.0)
Maximum Skew Within Pair ps/m (ps/ft)	15.0 (4.6)
Dielectric Withstanding Voltage Vrms	
Conductor-to-Conductor	1500
Conductor-to-Shield	1000

Mechanical / Environmental

Property	Value
Jacket Material	Engineered Fluoropolymer
Jacket Color	Gray
Conductor	Silver-Plated Copper or SPC Alloy
Conductor Color-Coding	High-Speed Pairs: Blue/White, Brown/White, Green/White, Red/White Singles: Orange, Violet, White, Yellow Triad: Gray, Pink, Tan
Dielectric Material	Expanded PTFE/PTFE
Temperature Range °C	-65 to +200

GORE® HDMI Cables (1.4 Cat2/2.0)

Figure 1: Low-Weight Cable Bundle



Cable Preparation

Laser stripping is the ideal method to prep GORE® HDMI Cables. Alternatively, Gore recommends using thermal or sharp mechanical strippers. Also, a unique method is to make a short, horizontal slit in the jacket material, peel it back to allow for contact termination and return the jacket to its original position for a neat closure (Figure 2). For more information regarding cable preparation, contact a Gore representative.

Connector Systems & Backshells

GORE® HDMI Cables are designed to fit a variety of high-speed aerospace and defense connector systems and backshells such as ARINC and MIL-STD-38999 with size 8 contacts. Contact the specific manufacturer such as Amphenol® and Glenair® for exact part numbers, tooling information, and termination instructions.

Figure 2: Peel-Back Method




Table 2: Cable Characteristics

Gore Part Number	AWG Size (Stranding)	Nominal Outer Diameter mm (in)	Minimum Bend Radius mm (in)	Nominal Weight kg/km (lb/1000 ft)	Typical Insertion Loss dB/5 m (16.4 ft)		
					1 GHz	2 GHz	3 GHz
RCN9121	Data/Drains/Discrete Pairs: 26 (19/38) Capacitance-Controlled Singles: 28 (19/40)	6.6 (0.26)	13.0 (0.51)	77.5 (52.0)	4.9	8.5	12.0

Samples & Ordering Information

GORE® HDMI Cables are available in a standard size (Table 2). To place an order, contact an authorized distributor for in-stock availability at gore.com/cable-distributors. To view our full inventory and order complimentary samples of selected products for prototyping and evaluation in your application, visit gore.com/hsdc-sample-inventory-air-defense.

For more information or to discuss specific characteristic limits and application needs — including these cables packaged with GORE® Abrasion Resistant Cable Jacket for added ruggedness, contact a Gore representative today at gore.com/aerospace-defense-contact.

Aviators, aircrew, and military operators can view critical information and passengers can watch IFE on crystal-clear, high-definition displays using Gore’s HDMI cables.



Image courtesy of Rheinmetall©

Information in this publication corresponds to W. L. Gore & Associates' current knowledge on the subject. It is offered solely to provide possible suggestions for user experimentations. It is NOT intended, however, to substitute for any testing the user may need to conduct to determine the suitability of the product for the user's particular purposes. Due to the unlimited variety of potential applications for the product, the user must BEFORE production use, determine that the product is suitable for the intended application and is compatible with other component materials. The user is solely responsible for determining the proper amount and placement of the product. Information in this publication may be subject to revision as new knowledge and experience become available. W. L. Gore & Associates cannot anticipate all variations in actual end user conditions, and therefore, makes no warranties and assumes no liability in connection with any use of this information. No information in this publication is to be considered as a license to operate under or a recommendation to infringe any patent right.

NOTICE — USE RESTRICTIONS APPLY. Not for use in food, drug, cosmetic or medical device manufacturing, processing, or packaging operations.

Amphenol is a registered trademark of Amphenol Corporation. Glenair is a registered trademark of Glenair, Inc.

GORE, *Together, improving life*, and designs are trademarks of W. L. Gore & Associates. © 2023 W. L. Gore & Associates, Inc.

