



GORE™ High Flex

ROUND CABLE

Standard Options for Quick Solutions

Reliable Flex Life Performance

GORE™ High Flex Cables are used in applications where flex life reliability is critical. GORE™ High Flex Cables provide reliable performance reducing expensive equipment downtime and field repair due to cable failure. Gore's extensive material knowledge and design experience provide proven solutions for demanding applications.

GORE™ High Flex Round Cable is now available on our on-line design tool offering standard solutions with small minimum order quantities and quick lead times. For small order quantities, prototypes or uncertain demand, GORE™ High Flex Round Cables are a cost-effective solution.

GORE™ Cable has a proven track record in rolling flex, random, and torsion motion applications including gantry robots, medical and pharmaceutical automation, chip and wafer manufacturing, measurement systems, pick-and-place systems, and automotive manufacturing equipment.



gore.com/designacable

TECHNICAL SPECIFICATIONS

Flex Life (Rolling Flex Motion)	10 million cycles ¹ down to 62 mm (2.5") bend radius
Flex Life (Random Motion)	Greater than 1 million cycles at 76 mm (3.0") bend radius
Acceleration	Up to 5 G
Jacket Materials	PU for harsh environments and PVC for low particulation
Temperature Rating	PU -40°C to +105°C PVC -30°C to +105°C
Cable Types	Shielded Signal, Shielded Power, Video, and CAN BUS
Cable Certifications	UL, CSA, CE and RoHS

¹One cycle is defined as one continuous motion back and forth.

KEY FEATURES

- Single core and hybrid cable configurations
- Low particulation jacket available
- Routable through multiple axes
- On-line design tool
- Minimum order quantity of 30 m

KEY BENEFITS

- Standard options with quick lead times
- Flex life greater than 10 million cycles (rolling flex)
- Prevents downtime

Gore's on-line design tool provides system designers with step-by-step instructions to configure GORE™ High Flex Flat and Round Cable or GORE™ Trackless Cable from standard components. The design process is quick and easy. Just select your cable cores from the menu of offerings, choose a configuration, place cores within your cable configuration, and submit the specification to Gore.



GORE™ High Flex


ROUND CABLE

AVAILABLE CABLE CORES

The cores below are available on Gore's on-line design tool and can be combined to create a hybrid round cable. Options also include choosing one of these cores (a single core) with a jacket. More single core options can be found on-line.



Part Number: 101
Shielded Power Cable
4x AWG 20 shielded
yellowgreen, red, white, blue
Ratings: 600V rms
Dimensions: 4.9 mm +/- 0.1 mm
(0.193 in +/- 0.004 in)



Part Number: 102
Shielded Power Cable
4x AWG 18 shielded
yellowgreen, red, white, blue
Ratings: 600V rms
Dimensions: 4.9 mm +/- 0.1 mm
(0.193 in +/- 0.004 in)



Part Number: 103
Shielded Power Cable
3x AWG 16 shielded
red, white, blue
Ratings: 600V rms
Dimensions: 4.9 mm +/- 0.1 mm
(0.193 in +/- 0.004 in)



Part Number: 104
High Frequency Signal Cable
CAN BUS impedance: 100 Ohm +/- 10 Ohm
2x AWG 24 shielded
white, blue
Ratings: 300V rms
Dimensions: 4.9 mm +/- 0.1 mm
(0.193 in +/- 0.004 in)



Part Number: 105
High Frequency Signal Cable
1x AWG 24 shielded
75 Ohm coax, similar to RG 59
natural
Ratings: 300V rms
Dimensions: 4.9 mm +/- 0.1 mm
(0.193 in +/- 0.004 in)



Part Number: 106
Ground
1x AWG 14
yellowgreen
Ratings: 600V rms
Dimensions: 3.3 mm +/- 0.1 mm
(0.130 in +/- 0.004 in)




Part Number: 107
Shielded Signal Cable
2x AWG 20 shielded
Ratings: 600V rms
Dimensions: 3.3 mm +/- 0.1 mm
(0.130 in +/- 0.004 in)



Part Number: 108
Shielded Signal Cable
2x AWG 24 shielded twisted pair
Ratings: 450V rms
Dimensions: 2.2 mm +/- 0.0 mm
(0.087 in +/- 0.000 in)



Part Number: 109
Unshielded Signal Cable
2x AWG 24 shielded twisted pair
Ratings: 450V rms
Dimensions: 2.2 mm +/- 0.0 mm
(0.087 in +/- 0.000 in)



Part Number: 110
Ground
1x AWG 16
yellowgreen
Ratings: 600V rms
Dimensions: 2.2 mm +/- 0.0 mm
(0.087 in +/- 0.000 in)



Part Number: 111
High Frequency Signal Cable
1x AWG 26
50 Ohm coax, similar RG 174
white
Ratings: 100V rms
Dimensions: 2.2 mm +/- 0.0 mm
(0.087 in +/- 0.000 in)


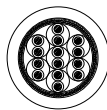



Part Number: 112
Shielded Power Cable
3x AWG 14 shielded
white, black printed 1-3
Ratings: 600V rms
Dimensions: 7.1 mm +/- 0.1 mm
(0.280 in +/- 0.004 in)

EXAMPLE OF A CABLE CONFIGURATION

The cable cores can be combined to create a hybrid round cable. Use the on-line design tool to create a high flex round cable or choose finished single components (cores) to meet your specific electrical and mechanical requirements.

gore.com/designacable



W. L. Gore & Associates, Inc.

GORE and designs are trademarks of W. L. Gore & Associates, Inc. ©2008 W. L. Gore & Associates, Inc. JK070816-01 Rev. 2-19-08 PLFW10983

North America
1 (800) 445-GORE (4673)

Europe
+49 9144 6010
+44 1382 561511

International
1 (302) 292-5100

China: Beijing
+86 10 6510 2980

China: Shanghai
+86 21 6247 1999

China: Shenzhen
+86 755 8359 8262

gore.com

More international phone numbers can be found at gore.com/phone

Japan
+81 3 3570 8712

Korea
+82 2 393-3411

Taiwan
+886 2 8771 7799

Singapore
+65 6 733 2882

