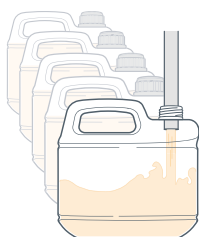


APPLICATION TESTING FOR BIOSTIMULANTS AND ORGANIC FERTILIZERS

Step 1:

Fill container with product to the required volume or level (recommended minimum number of tested containers: 3–5).

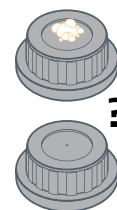
Seal the container with the vented cap under the normal manufacturing conditions.



Step 5:

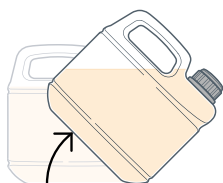
After 10 min check for leaks and/or bloating.

YES: The cause needs to be identified.
NO: Please move forward with step 6.




Step 2:

Once the container is filled, tilt the container to ensure that the liquid has fully contacted the cap insert.



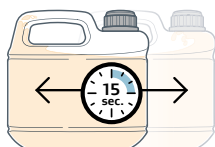
Step 6:

Keep the container in the upright position. Expose the container to the expected temperatures during transportation and storage (preferably 40–50 °C) for 2–3 weeks.



Step 3:

Gently slide the container back and forth for about 15 seconds.

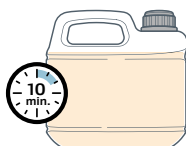


Step 7:

Once a day repeat Step 3 and 4 and observe the containers for any distortion (bloating, collapsing or leakage).

Step 4:

Wait for about 10 min.



Precautions

- Do not open the caps during the test, unless there is a leak or another safety risk
- If containers are monitored outside, keep them sheltered from the rain (to prevent water from entering through the venting holes)

Observations for Formulations: _____

	Temperature	Date / Time	Action	After 10 mins deformation or leak? Y/N	Comments
Day 1			Tilt & Slide		
Day 2			Slide		
Day 3			Slide		
Day 4			Slide		
Day 5			Slide		
Day 6			Slide		
Day 7			Slide		
Day 8			Slide		
Day 9			Slide		
Day 10			Slide		
Day 11			Slide		
Day 12			Slide		
Day 13			Slide		
Day 14			Slide		
Day 15			Slide		
Day 16			Slide		
Day 17			Slide		
Day 18			Slide		
Day 19			Slide		
Day 20			Slide		
Day 21			Slide		

FOR INDUSTRIAL USE ONLY. Not for use in food, drug, cosmetic or medical device manufacturing, processing, or packaging operations.

All technical information and advice given here are based on Gore's previous experiences and/or test results. Gore gives this information to the best of its knowledge, but assumes no legal responsibility. Customers are asked to check the suitability and usability in the specific application, since the performance of the product can only be judged when all necessary operating data are available. The above information is subject to change and is not to be used for specification purposes. Gore's terms and conditions of sale apply to the sale of the products by Gore.

GORE, *Together, improving life* and designs are trademarks of W. L. Gore & Associates. © 2022–2024 W. L. Gore & Associates GmbH