

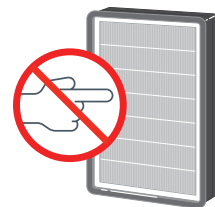
# INSTALL, MAINTAIN AND REPLACE GORE® COOLING FILTERS

This manual applies to GORE® Cooling Filters installed in generic outdoor enclosures. This is intended to be included in the enclosure operating procedures.

## 1. Installation

### Handling Requirements

- Do not touch the filter media. Handle the filters only by touching the black frame
- Do not bend or twist the filter
- Do not slide gasket-side of filter on any surface to prevent gasket damage




### Installing

- Please visually inspect the filter for any functional flaws. Do not install filters with defects
- Check the air flow direction on filter label to ensure correct installation
- Do not exceed 50% compression to avoid gasket damage. Gaskets are designed for 40–50% compression applied consistently around the perimeter
- Ensure that the air inlet and outlet are not blocked

## 2. Maintenance

- No maintenance required
- The filters are not designed to be cleaned. Cleaning can damage the filters and will not increase filter lifetime



### 3. Replacement

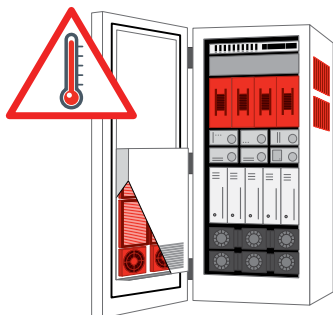

#### Recommendation

- Document the installation date
- To ensure system reliability, filters should be replaced after Gore estimated lifetime for each unique application
- If Gore estimated lifetime is unknown, **replace filters after 5 years of service**

#### Troubleshooting

- Corrosion protection failure
  - Inspect the cabinet first to ensure there is no damage. If other leak paths are present, filter replacement will not prevent internal contamination
  - Visually inspect the used filter inlet. If the gasket is damaged (e.g. cracks, flaws), the filter needs to be replaced
  - Visually inspect the filter media for holes or material damage. If any damage is observed, the filter needs to be replaced
- Temperature alarm
  - Ensure fans are operating at the necessary airflow
  - Check airflow outlet for blockage
  - If new electronics have been installed, the heat dissipation is higher and may require additional filters and/or fans
  - If fans and electronics are operating as designed, the filter needs to be replaced

**Disposal:** GORE® Cooling Filters can be disposed together with other municipal or similar commercial waste.



**FOR INDUSTRIAL USE ONLY. Not for use in food, drug, cosmetic or medical device manufacturing, processing, or packaging operations.**

All technical information and advice given here are based on Gore's previous experiences and/or test results. Gore gives this information to the best of its knowledge, but assumes no legal responsibility. Customers are asked to check the suitability and usability in the specific application, since the performance of the product can only be judged when all necessary operating data are available. The above information is subject to change and is not to be used for specification purposes. Gore's terms and conditions of sale apply to the sale of the products by Gore.

GORE, *Together, improving life* and designs are trademarks of W. L. Gore & Associates. © 2020 W. L. Gore & Associates, Inc.