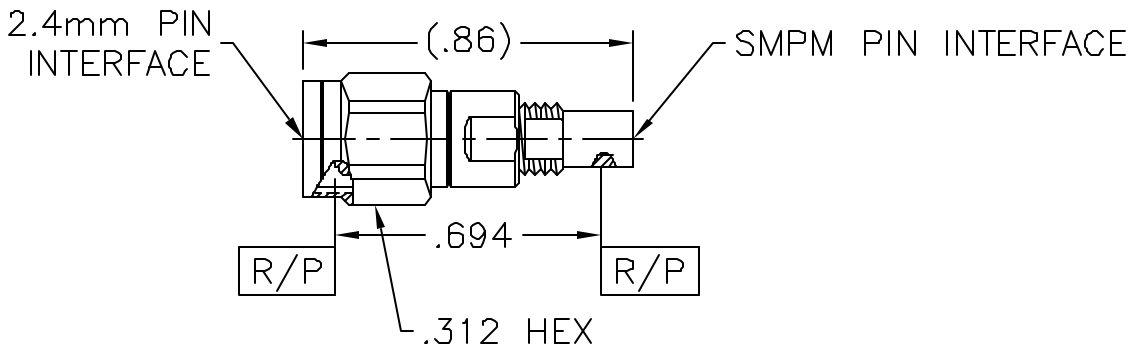
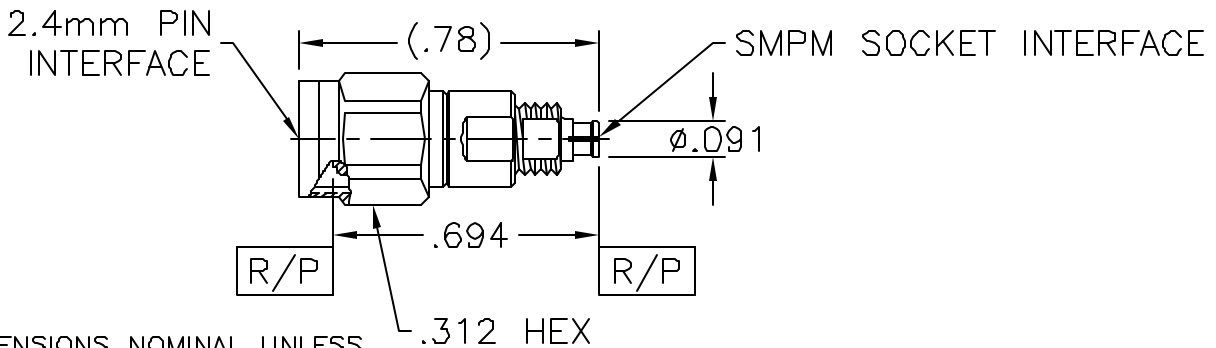


COMPONENT	MATERIAL	FINISH
CONTACT	BeCu TEMPER TD04, ALLOY C17300, ASTM B196	GOLD PLATE PER ASTM B-488 50 MICROINCHES MIN. OVER NICKEL PLATE PER MIL-C-26074, 30 MICROINCHES MIN.
INSULATORS	PTFE, ASTM D1710, TYPE I, GRADE 1, CLASS A, AND ULTEM PER ASTM D5205	—
SMPM SOCKET BODY	BeCu TEMPER TD04, ALLOY C17300, ASTM B196	GOLD PLATE PER ASTM B-488 50 MICROINCHES MIN. OVER NICKEL PLATE PER QQ-N-290, 50 MICROINCHES MIN.
COUPLING NUT/ SMPM SHROUD	303 STAINLESS STEEL COND. A PER ASTM A582	PASSIVATE PER QQ-P-35C, TYPE II

100-123-0022
2.4mm Pin<>SMPM Full Detent Pin



100-123-0023
2.4mm Pin<>SMPM Socket



NOTE:
ALL DIMENSIONS NOMINAL UNLESS
OTHERWISE SPECIFIED

© 2002 W. L. Gore & Associates, Inc.



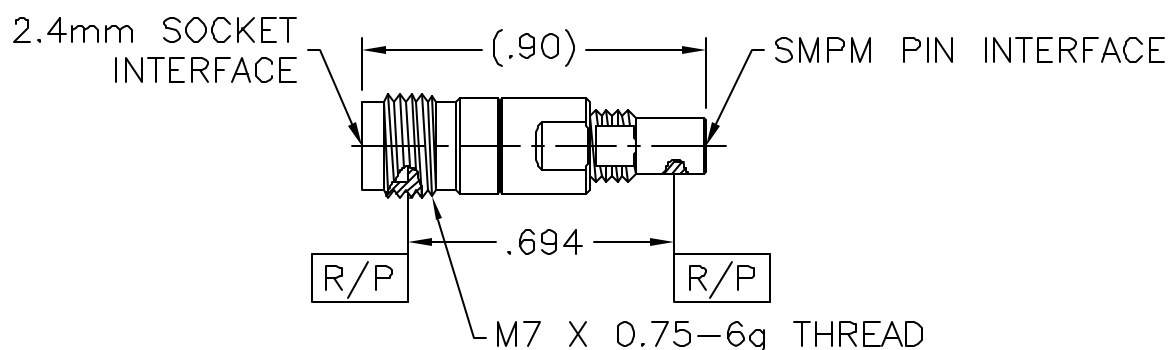
W. L. GORE & ASSOCIATES, INC. (Gore)
P.O. BOX 9236, NEWARK, DELAWARE 19714

By acceptance of this document you agree that all rights to drawings, specifications, processes, and other data contained therein, as well as the proprietary and novel features of the subject matter, are reserved by Gore and are disclosed in confidence. They are not to be manufactured, used, sold or disclosed to others, nor are devices embodying such features or information derived from these disclosures to be used or disclosed, unless and until expressly authorized by Gore. These drawings, specifications, processes, etc., are and remain the property of Gore and are not to be copied or reproduced without express permission, and are to be returned upon request therefor.

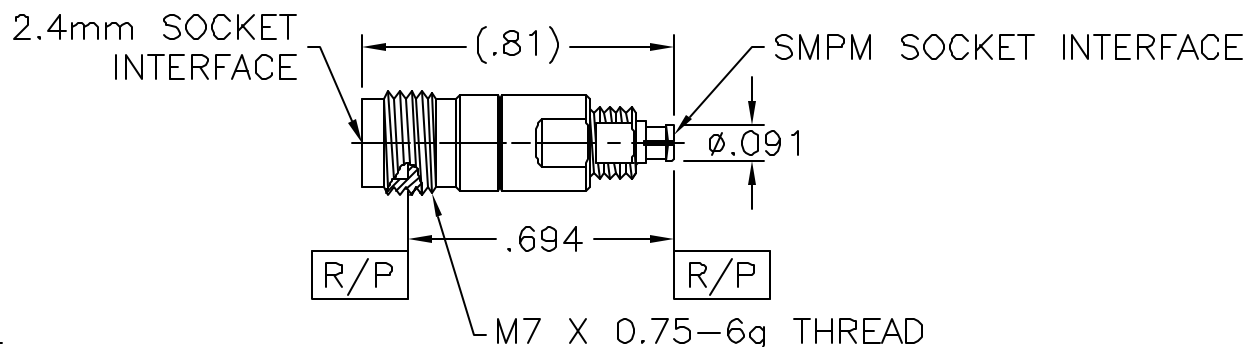
INSERTION/EXTRACTION TOOL —	TITLE 2.4mm PIN<>SMPM TEST ADAPTER		
MOUNTING PROCEDURE —	CATALOG NUMBER SEE ABOVE	DRAWING NUMBER 510A10456	REV. B

COMPONENT	MATERIAL	FINISH
CONTACT	BeCu TEMPER TD04, ALLOY C17300, ASTM B196	GOLD PLATE PER ASTM B-488 50 MICROINCHES MIN. OVER NICKEL PLATE PER MIL-C-26074, 30 MICROINCHES MIN.
INSULATORS	PTFE, ASTM D1710, TYPE I, GRADE 1, CLASS A, AND ULTEM PER ASTM D5205	-
SMPM SOCKET BODY	BeCu TEMPER TD04, ALLOY C17300, ASTM B196	GOLD PLATE PER ASTM B-488 50 MICROINCHES MIN. OVER NICKEL PLATE PER QQ-N-290, 50 MICROINCHES MIN.
2.4mm BODY/ SMPM SHROUD	303 STAINLESS STEEL COND. A PER ASTM A582	PASSIVATE PER QQ-P-35C, TYPE II

100-123-0021
2.4mm Socket<>SMPM Full Detent Pin



100-123-0020
2.4mm Socket<>SMPM Socket



NOTE:
ALL DIMENSIONS NOMINAL UNLESS
OTHERWISE SPECIFIED

© 2002 W. L. Gore & Associates, Inc.



W. L. GORE & ASSOCIATES, INC. (Gore)
P.O. BOX 9236, NEWARK, DELAWARE 19714

By acceptance of this document you agree that all rights to drawings, specifications, processes, and other data contained therein, as well as the proprietary and novel features of the subject matter, are reserved by Gore and are disclosed in confidence. They are not to be manufactured, used, sold or disclosed to others, nor are devices embodying such features or information derived from these disclosures to be used or disclosed, unless and until expressly authorized by Gore. These drawings, specifications, processes, etc., are and remain the property of Gore and are not to be copied or reproduced without express permission, and are to be returned upon request therefor.

INSERTION/EXTRACTION TOOL -	TITLE 2.4mm SOCKET<>SMPM TEST ADAPTER		
MOUNTING PROCEDURE -	CATALOG NUMBER SEE ABOVE	DRAWING NUMBER 510A10456	REV. B